



TEACHER PLANNING TOOL

Teacher Training Video

THESE ARE FREE AS PART OF OUR GROUP
DO NOT SHARE WITH OTHERS
BUT YOU CAN ADD MEMBERS TO OUR GROUP AND THEY
CAN ACCESS THEMSELVES.

[Beginning Teachers Lounge \(Facebook Group\)](#)
[Rachel Wills – Teacher Mentoring @ Boost Education](#)

TEACHER ORGANISATIONAL KIT

70+ Teacher Planning &
Organisational Documents
& Tools

Lots of Support Videos &
teacher training.

View here:

<https://www.boosteducation.com.au/teacher-organisation-kit.html>

How To Set Up Your Teacher Folders

Rachel Wills © 2019 and onwards Boost Education.com.au



MY PLANNING STRATEGIES & TIPS...

1. Have the achievement standards and curriculum for the learning area in front of me (including learning intentions);
2. Plan for 10 week term – 1st week is gathering prior knowledge and exposure to the topic and 10th week is assessment (I also leaving one week in the middle for revision / catch up / over lap)
3. Start with what I think they will know (base it on minimal prior knowledge for their grade level according to curriculum tools from point 1;
4. Plan as best you can and try to involve the students as much as you can (classroom culture);
5. Trial and test engaging lessons and don't be afraid to adjust your planning or lessons along the way... remember effective teaching is flexible;
6. Seek support from mentors and peer teachers as collaboration has saved my sanity more times than I can count;

PLANNING TIPS...

Rachel Wills © 2019 and onwards Boost Education.com.au

- ✓ **GATHER PRIOR KNOWLEDGE OF STUDENTS & ASSESS 'WHAT THEY KNOW':**
Mind-maps & info graphics are brilliant for this;
- ✓ **ALWAYS** have a plan of how to 'adjust' the learning to support learners (allow time for teacher-student support or how to break down the tasks or extend the learning);
- ✓ **ASSESSMENT** – is usually a portfolio sample with the curriculum code and level of achievement (more about this in assessment series);
- ✓ **KEEP IT FLEXIBLE & SIMPLE WHEN STARTING** – try not to 'stress' yourself out by putting in lots of complicated and high prep lessons.
- ✓ **ENJOY & HAVE FUN** – one thing I have learnt is to keep an element of 'fun' in my lessons. Students learn more from someone the 'like' (Rita Pierson) & using images and text to record and reflect are known to improve memory retention by 30%



PLANNING TOOL

Boost Education.com.au

Rachel Wills © 2019 and onwards Boost Education.com.au

Keep Your Inspiration Tanks Full.... Copyright Boost Education





PLANNING TOOL

Boost Education.com.au

Rachel Wills © 2019 and onwards Boost Education.com.au

Keep Your Inspiration Tanks Full.... Copyright Boost Education



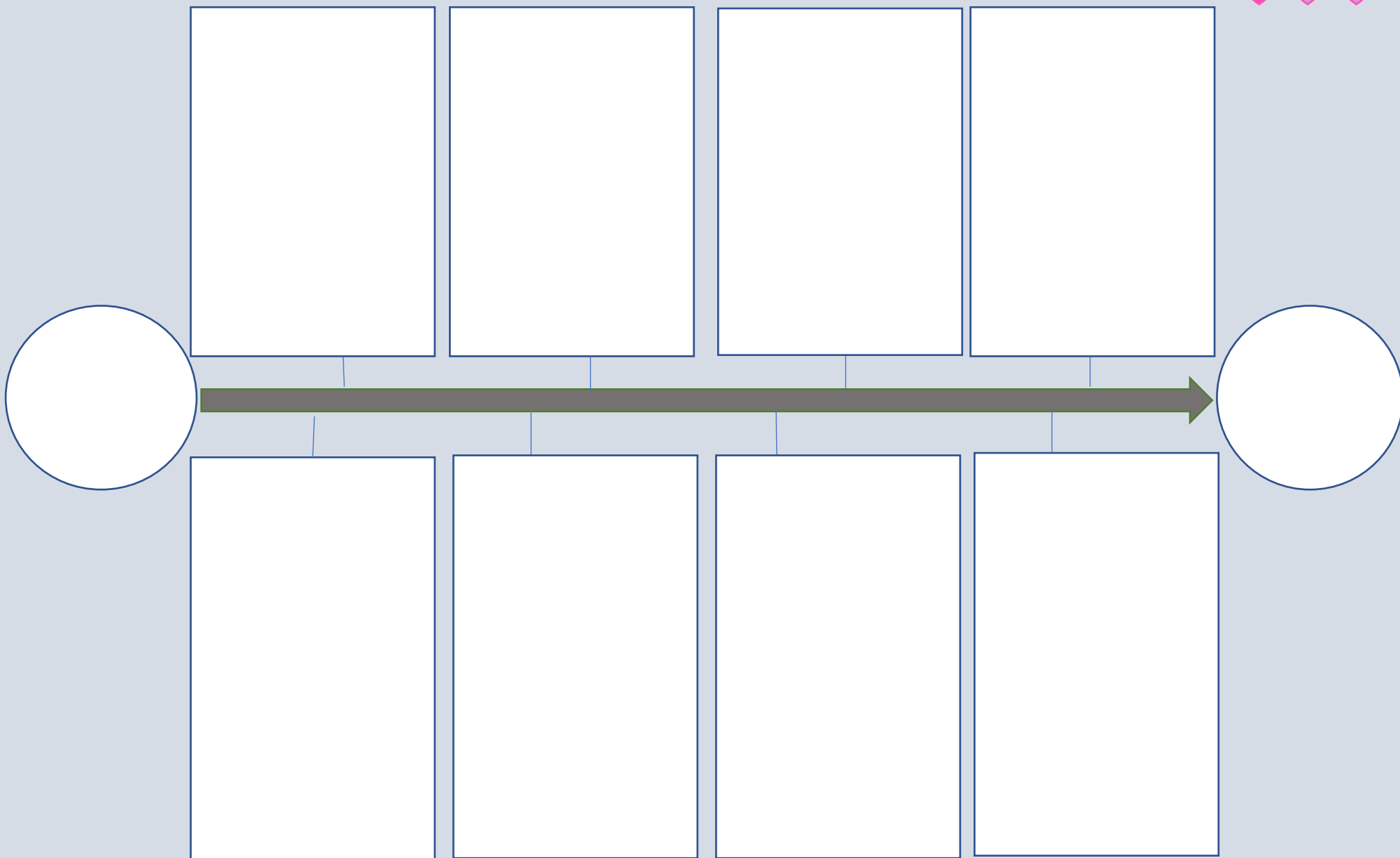


PLANNING TOOL

Boost Education.com.au

Keep Your Inspiration Tanks Full.... Copyright Boost Education

Rachel Wills © 2019 and onwards Boost Education.com.au













PLANNING TOOL

Boost Education.com.au

Rachel Wills © 2019 and onwards Boost Education.com.au

Keep Your Inspiration Tanks Full.... Copyright Boost Education













PLANNING TOOL

Boost Education.com.au

Rachel Wills © 2019 and onwards Boost Education.com.au

Keep Your Inspiration Tanks Full.... Copyright Boost Education





PLANNING TOOL

Boost Education.com.au

Rachel Wills © 2019 and onwards Boost Education.com.au

Keep Your Inspiration Tanks Full.... Copyright Boost Education

A large, empty rectangular box with a blue border, intended for writing or drawing.A large, empty rectangular box with a blue border, intended for writing or drawing.



PLANNING TOOL

Boost Education.com.au

Rachel Wills © 2019 and onwards Boost Education.com.au

Keep Your Inspiration Tanks Full.... Copyright Boost Education

A large, empty rectangular box with a blue border, intended for writing or drawing.A large, empty rectangular box with a blue border, intended for writing or drawing.



PLANNING TOOL

Boost Education.com.au

Rachel Wills © 2019 and onwards Boost Education.com.au

Keep Your Inspiration Tanks Full.... Copyright Boost Education

A large, empty rectangular box with a blue border, intended for writing or drawing.A large, empty rectangular box with a blue border, intended for writing or drawing.